

DEPARTMENT OF COMMUNITY EDUCATION AND DISABILITY STUDIES, PANJAB UNIVERSITY CHANDIGARH

B.Ed. Special Education (Learning Disability)




(Semester IV)

Session 2016-17

Period : For the month of January 2017

Sr. No.	Student Name	Paper I Dr. Anuradha Sharma	Paper II Mr. Nitin Raj	Paper III Dr. Md. Saifur Rahman	Practical	Grand Total	Total Lectures attended (in %)	Remarks	Remarks
		Total Lectures delivered=6	Total Lectures delivered= 6	Total Lectures delivered=6	Total Lectures delivered=9	Total Lectures delivered=27		75% of lectures = 20	33% of lectures =9
		Lectures Attended	Lectures Attended	Lectures Attended	Lectures Attended	Total Lectures Attended			
1	Anupreet Kaur	6	6	6	9	27	100%		
2	Arshpreet Kaur	6	6	6	8	26	96%		
3	Arun Kumar	6	6	6	9	27	100%		
4	Amit Kumar	6	6	6	9	27	100%		
5	Brijesh Kumar	4	5	5	9	23	85%		
6	Bimla Devi	6	5	5	9	25	93%		
7	Binkal	4	4	4	8	20	74%	Shortage	
8	Chandresh Kumari	4	5	5	9	23	85%		
9	Ipshita Sinha	3	3	3	7	16	59%	Shortage	
10	Mehak Bhambri	5	5	5	9	24	89%		
11	Mona Sharma	4	5	5	9	23	85%		
12	Meenakshi	3	4	3	8	18	67%	Shortage	
13	Neelam Devi	5	5	5	9	24	89%		
14	Omci Chawla	3	2	3	8	16	59%	Shortage	
15	Pardeep Singh	5	6	6	8	25	93%		

16	Ramesh Kumar	5	3	4	8	20	74%	Shortage	
17	Rohini Singh	6	6	6	9	27	100%		
18	Sandeep Gupta	6	6	6	9	27	100%		
19	Satwinder Kaur	5	6	4	7	22	82%		
20	Srishti Malhotra	6	6	6	9	27	100%		
21	Sikander Singh	5	4	4	8	21	78%		
22	Simran Preet Kaur	5	5	5	9	24	89%		
23	Surbhi Sharma	5	5	5	9	24	89%		
24	Veena Rani	5	5	6	9	25	93%		

-  **Red Means Danger**
-  **Yellow Means Risk**
-  **Green Means Borderline**

Sd/-
Dr. Anuradha Sharma
Chairperson